

English Digital Catalogue

# Year 11

9 February 2021



A photograph of two young men with dark, curly hair sitting at a table. They are both smiling and looking at a tablet held by the man on the right. In front of them are two glasses of orange juice with white straws. The background is a bright, out-of-focus indoor setting. Overlaid on the left side of the image are several decorative geometric shapes: a purple bar, a pink line, a yellow bar, and a dark blue rectangle containing the text '1 Overview'.

# 1 Overview

## What is the purpose of the catalogue?

The British Council English digital catalogue is a QR coded catalogue that aims to initiate and facilitate the use of ICT in English classes in years 9-12 by providing teachers of English online resources from the [www.learnenglishteens.com](http://www.learnenglishteens.com) website that are mapped to the English coursebooks used in the Moroccan curriculum.

Each QR code in this Digital Catalogue leads to a link on the LearnEnglish Teens website that complements a unit from 10 coursebooks. It could be a listening, writing, vocabulary, grammar exercise or lesson that the teachers of English and students can easily access in the classroom by scanning the codes provided in the QR code section.

## What's the learnenglish teens website?

LearnEnglish Teens is a British Council website dedicated to learning English. It is a free, safe, supportive online learning environment for 13–17 year-olds to learn English while having fun. LearnEnglish Teens can help teens improve their English with reading, writing, and listening practice, tips for exams, grammar and vocabulary exercises, games and videos. Teens can also interact with other teenagers from around the world and put their English into practice.

The LearnEnglish Teens website is the initial source of online resources that were indexed to the English coursebook. The links were thoughtfully selected by English teachers to complement and support their classes and to meet their students level.

## Who is this catalogue for?

The English Digital Catalogue can potentially be used with a variety of teacher audiences, for example:

1. inexperienced teachers or teachers in pre-service training who wish to use modern technologies in the classroom
2. teachers with no or little experience with strong e-skills who are not used to applying their skills within their teaching
3. experienced teachers with extensive teaching practice who are not familiar with the new technology and would like to use it whilst teaching
4. experienced teachers with strong e-skills who already use online resources in their teaching practice but would like to save time searching the internet for appropriate material.



## Who are the authors of the catalogue?

The English Digital Catalogue is a collaboration between the Moroccan Ministry of National Education, Vocational Training, Higher Education and Scientific Research and the British Council. It has been mapped by teachers, for teachers and reviewed by English language inspectors and CRMEF trainers to make sure that all the content is adapted to our English language teaching standards and to the Moroccan curriculum as well as ensuring it is culturally appropriate.



## What is the structure of the manual?

The English Digital Catalogue is comprised of 10 English language coursebooks mapped to their appropriate website links. Each section illustrates the name of the coursebook, the name of the unit, section of the unit, teens activity and types of activities that can be used with learners in each grade. It contains information on how to log into the website, use the links and download activities. The mapping in each section provides a link for each grade that will help teachers to build on their existing knowledge. All these activities may be used in the classroom and for self-learning with the aim of making the learning process more motivating for learners.

The manual has the following structure:

1. Overview
2. Easy step guide on web registration
3. Horizons
4. Year 10
5. Outlook
6. Visa to the world
7. Window on the world
8. Year 11
9. Gateway to English 1
10. Ticket to English 1
11. Year 12
12. Gateway to English 2
13. Insight

All online materials are presented in the map complied within the sample table:

**Section of Unit:** name of the section of the unit of the coursebook.

**Teen's activity:** title of the activity on the learn English teens website.

**Type of activity:** the type of activity the QR code is going to lead to (grammar, listening, reading...).

**QR-code:** a quick response code which is possible to read using a QR-reader on mobile phones or tablets.

### SECTION OF UNIT

Vocabulary: the house

### TEENS ACTIVITY

Home – talking about your home

### ACTIVITY

Vocabulary and pronunciation



# Introduction to LearnEnglish Teens Website


LearnEnglish Teens is a British Council website dedicated to learning English. It is a free, safe, supportive online learning environment for 13–17 year-olds to learn English while having fun. LearnEnglish Teens can help teens improve their English with reading, writing, and listening practice, tips for exams, grammar and vocabulary exercises, games and videos. Teens are also able to interact with other teenagers around the world and put their English into practice.

The LearnEnglish Teens website is the initial source of online resources that were indexed to the English coursebook. The links were thoughtfully selected by English Teachers to complement and support their classes and to meet their students' level.

- Teens has a 'responsive design', which means it works on different screen sizes such as smartphones, tablets and computers. Users of this age can: practise their reading, writing, listening and speaking skills
- practise grammar and improve their vocabulary with videos and exercises
- find top tips to help them pass their exams
- find out about life in the UK by watching videos and reading stories and articles. Relax and learn at the same time by watching fun videos

- play games and do puzzles in the study break section
- read articles written by young people on a wide range of topics in the magazine section
- find suitable material easily by level, topic or section
- interact with each other and our moderators to practice their English by writing comments on the site.

There are different types of activities and sections which are relevant for the age of the students and for the National Curriculum: Skills, Grammar and Vocabulary, UK Now, Study Break and Magazine.



## Homepage

In the middle of the homepage, there is a block which highlights new or topical content, and it is updated weekly. 13–17 year-old learners can sign up for the website from the homepage. Teachers have full access to the site (including worksheets) without registering. There are links to Social Media pages where teachers can click on 'like' on Facebook, but the page is aimed at 13–17 year-olds as an extra space for interaction.

## How a page is organised

The pages throughout the website, except the Exams section, are organised in the same way. The instructions are always in the small blue question mark box. Exercises are used to pre-teach tricky vocabulary or introduce the topic in much the same way as a teacher would in class. Video or text is always at the top of the page. Online exercises are all expandable when you click on the blue bar. Sometimes you must wait a few seconds for the game to download from the server, so please be patient and wait for the exercises to load.

There are worksheet versions of all the online exercises so you can use them offline and as homework tasks. Transcripts and texts are also available as worksheets. All the content on the website is tagged with a topic, language level, etc. So, they are easy to search for. You can download worksheets to support classwork and homework tasks. The worksheets are slightly hidden within the blue tab, under the exercises.

You will find various types of worksheets:

- exercises
- answer sheets
- transcripts of audio for listening and video tasks.

Fast phrasal comics are available in printable form and with blank speech bubbles for students to write in. Each page has a discussion question and space for comments. Once users are registered, they can leave comments, ask questions and share their opinions, anecdotes, tips, etc. with other users from all over the world. This provides motivating writing practice with a real audience and genuine need to communicate in English.

Users can click the heart to “like” comments, which is another source of motivation for writers. They also appreciate the opportunity to communicate with the LearnEnglish Team – native speakers with whom they can chat and who are also experienced English teachers who can help them with their English-learning questions.

To find the suitable content for your learners, use the search button at the top right of every page. Type in key words, grammar points, etc. You may use the content link at the bottom of the homepage. This takes you to a taxonomy page that gives a much more detailed search.

## Skills

This is the first main section which provides graded practice to develop listening, reading and writing. Tasks in the skills section are designed to help students use English in the real world and provide help with school/exam style tasks.

## Grammar and vocabulary

This contains three sections – grammar videos, phrasal verb videos and vocabulary exercises.

Grammar videos – grammar snacks: Each one consists of a video (target language in context, highlighted in red in the subtitles), a grammar explanation (“grammar snack” conversation between learner and expert, explaining grammar and anticipating learner questions), practice exercises, and a discussion question which provides free practice of a target language.

Word sets on a range of different topics are presented with pictures and audio and then practised with different exercises.

Phrasal verb videos – these are comic style video stories presenting small sets of phrasal verbs in context. Exercises clarify and practise the featured phrasal verbs. You can also print out all the comic strips, with and without text.



## UK now

UK now has articles, videos, and literature with a focus on the UK. All featured content has exercises for both comprehension and language focus. Topics are chosen to be relevant and interesting for teenagers, with lots of potential links to coursebook material. UK now consists of:

- read UK articles with a British connection. Latest trends, special days, news and what real-life people do and talk about in the UK today. Good for cross-curricular links to work on aspects of UK culture, topical events like the birth of the royal baby, Halloween, etc., or as a lead-in to debates, e.g., graffiti and mobile phones
- video UK videos are about a wide variety of topics. They all relate to various aspects of life in the UK, e.g., food in Britain, street art, Christmas shopping. Language graded to around B1 level, key words and phrases appear on screen
- short stories and poems. Authentic literature for higher levels (C1+) by British authors.
- film UK offers the chance to watch some amazing short films that were made by young people in the UK
- science UK brings articles from the British Council's science magazine, Cubed, so the learners can read about the world of science and research in the UK.

## Study break

Study break consists of:

- video zone (authentic videos on a wide range of topics of interest to teenagers, with transcript and exercises)
- games (Sushi Spell, Magic Gopher, Pic-your wits, Word shake, Beat the Keeper, Word Wangling)
- photo caption (users' comment, writing captions for funny or weird photos)
- what is it? (users' comment, trying to guess what the photo is)
- easy reading (short stories and articles graded to three different levels).

## Magazine

The magazine section is different to all the other sections on the site. Articles are written by a team of bloggers who are (or were recently) working as British Council Language Assistants. They are not professional writers, and they are not EFL writers, although they are aware of the audience and have been encouraged to write clearly and simply. Articles are not proofread and corrected as they are on the rest of the site, so there may be the odd mistake or typo. The bloggers choose the topics, which means they write about topics that are interesting for teenagers and from a young person's point of view. The way this section is produced means it is constantly being updated with fresh, new and topical material.



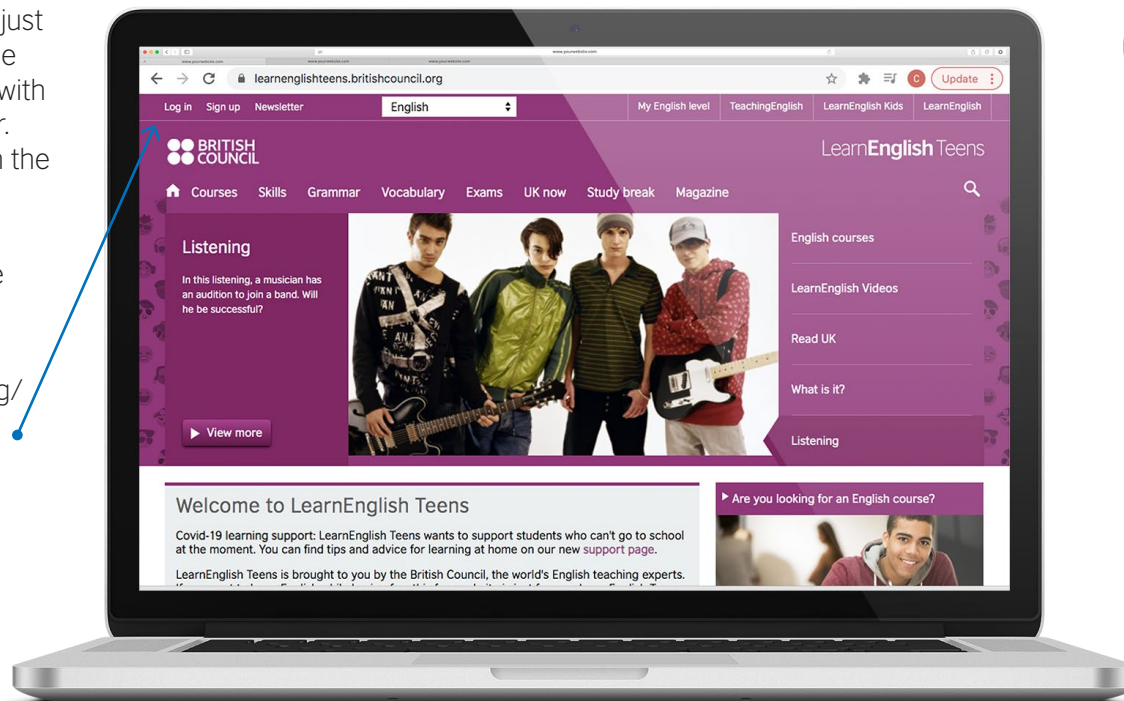
# Easy step guide on how to register on LearnEnglish teens website

Before you start using this map and try the activities, you should log into the website. You or your student will register to get the most out of the site. If your students do not register, they will not be able to leave comments and interact with children learning English from all over the world.

To use the map, you can get to the website just by clicking on the link. When you click on the link, you will instantly be brought to a page with all the relevant activities the site has to offer. There are lots of downloadable materials on the website and many of the activities focus on grammar points or language use.

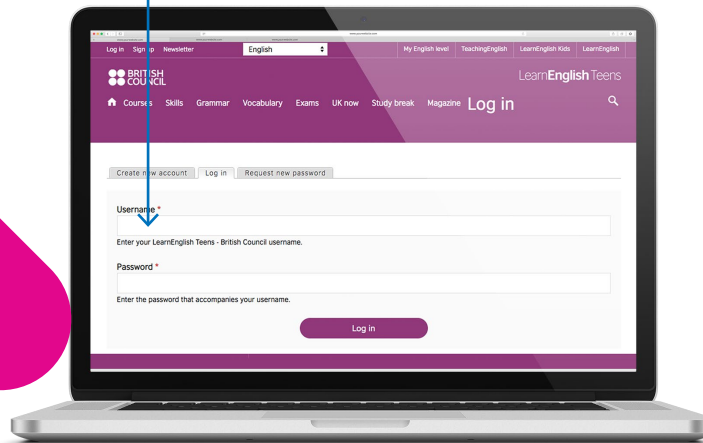
To register on the website, please follow the steps:

1. Go to <http://learnenglishteens.britishcouncil.org/>
2. On the left upper side of the home page, there is a Log in section.

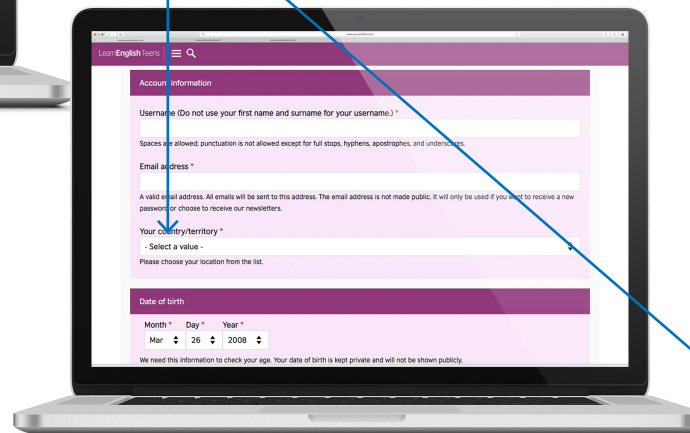




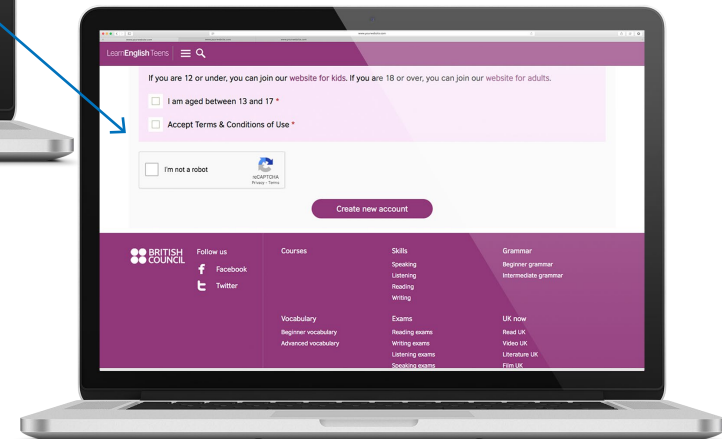
3. It will take you to the next page. Enter your username and password to log in if you have already registered. If not, click on Create new account button.



4. You will be navigated to the registration page. Fill in the required fields and click on the create new account button.



Please, remember your Username and Password to enter the website next time.





## 2 Project Background and Description



Integrating information and communication technologies in the Moroccan classroom is a priority for education policy makers, practitioners and students. A policy framework is in place and numerous digital learning projects have already been undertaken.

The English Digital Catalogue project comes in handy to help develop strategies for introducing the regular use of digital resources in the English classroom in Morocco by developing and disseminating a catalogue of existing British Council digital resources. They are QR coded for smartphone access, selected for compatibility with the Moroccan national syllabus for English and mapped closely to the Ministry approved textbooks. It can be used by in-service and by newly qualified teachers of English and learners of English in Moroccan middle and high schools' classes.

The first phase of the project was a pilot that took place in the directorate of Rabat. We were able to produce two important sustainable results:

1. Two indexed coursebooks: Windows on the World and Focus.
2. A positive response from students and teachers participating in the pilot on the use of digital resources, using the LearnEnglish Teens website in the classroom and at home.

After the success of the pilot phase and with the support of the Ministry of National Education, Vocational Training, Higher Education and Scientific Research, we were able to extend the project to the region of Beni Mellal Khenifra. The second phase of this project allowed us to:

- train one hundred and ninety teachers in the region of Beni Mellal Khenifra. Teachers who can cascade the training to other teachers in their high schools or province
- have an estimated reach of student around four hundred. These students have started to use the LearnEnglish teens resources in their English classrooms and also at home by using their smartphones or laptops
- finish the indexation exercise for the rest of the coursebooks for year's 9–12. Horizons, Isa to the world, Outlook, Gateway to English 1, Ticket 1, Gateway to English 2, Ticket to English 2 and Insight.

After finishing the mapping exercise, we introduced twenty four English teaching inspectors and teacher trainers to the range of digital resources that can be made available to teachers and learners. The inspectors and teacher educators then reviewed the mapped links and made sure that all the content is adapted to our Learn-English Teens standards, to the Moroccan curriculum and are culturally appropriate.





A man with dark hair and glasses is shown in profile, looking down at a book. He is wearing a green button-down shirt. The background is a blurred bookshelf filled with books. The image is decorated with several thick, diagonal lines in white, teal, and dark blue, some with rounded ends, creating a modern, graphic feel.

# Gateway to English 1



## Unit 1: Our Cultural Heritage

### SECTION OF UNIT

Boost your grammar: Review the simple past tense

### TEENS ACTIVITY

Past simple – irregular verbs

### ACTIVITY

Grammar



### SECTION OF UNIT

Boost your communication skill: Expressing opinion and beliefs

### TEENS ACTIVITY

Different opinions

### ACTIVITY

Speaking



### SECTION OF UNIT

Boost your writing skill

### TEENS ACTIVITY

An email to a new friend

### ACTIVITY

Writing



### SECTION OF UNIT

Learner training

### TEENS ACTIVITY

Organising your time

### ACTIVITY

Listening



## Unit 2: Education

### SECTION OF UNIT

Communication

### TEENS ACTIVITY

Give and seek 4advice

### ACTIVITY

Listening



### SECTION OF UNIT

Reading

### TEENS ACTIVITY

Tips4being a super-organiser student/text

### ACTIVITY

Reading comprehension



## Unit 3: Media

### SECTION OF UNIT

Vocabulary related to the main theme

### TEENS ACTIVITY

Five social media musts for teens

### ACTIVITY

Speaking



### SECTION OF UNIT

Reading

### TEENS ACTIVITY

The stress of social media

### ACTIVITY

Reading comprehension



### SECTION OF UNIT

Listening

### TEENS ACTIVITY

How false information spread in social media

### ACTIVITY

Listening



### SECTION OF UNIT

The present perfect

### TEENS ACTIVITY

The present perfect simple and continuous

### ACTIVITY

Grammar



## Unit 4: Leisure and Entertainment

### SECTION OF UNIT

Boost your grammar  
(pp. 61–62)

**TEENS ACTIVITY**  
Prepositions of time

**ACTIVITY**  
Grammar



### SECTION OF UNIT

Boost your reading skills  
(pp. 59–61)

**TEENS ACTIVITY**  
Adventure travel

**ACTIVITY**  
Reading



### SECTION OF UNIT

Boost your Writing skills  
(pp. 62–63)

**TEENS ACTIVITY**  
An e-mail about sports

**ACTIVITY**  
Writing



## Unit 5: Celebrations

### SECTION OF UNIT

Passive voice

**TEENS ACTIVITY**  
Passive forms

**ACTIVITY**  
Grammar



### SECTION OF UNIT

Writing an article

**TEENS ACTIVITY**  
Thanksgiving

**ACTIVITY**  
Writing



### SECTION OF UNIT

Boost your listening skills

**TEENS ACTIVITY**  
Celebrations

**ACTIVITY**  
Listening and speaking



### SECTION OF UNIT

Boost your reading skills

**TEENS ACTIVITY**  
Celebrating christmas

**ACTIVITY**  
Reading





## Unit 7: Ecology

### SECTION OF UNIT

Introduction to  
the unit

### TEENS ACTIVITY

The world water  
crisis

### ACTIVITY

Speaking



### SECTION OF UNIT

Conditional type  
2

### TEENS ACTIVITY

Conditionals

### ACTIVITY

Grammar



### SECTION OF UNIT

Reading

### TEENS ACTIVITY

Are zoos a good  
thing?

### ACTIVITY

Reading



### SECTION OF UNIT

Listening

### TEENS ACTIVITY

Weather forecast

### ACTIVITY

Listening



### SECTION OF UNIT

Write a formal  
letter

### TEENS ACTIVITY

A cover letter

### ACTIVITY

Writing



## Unit 8: Society and Social Problems

### SECTION OF UNIT

Lesson 1

### TEENS ACTIVITY

Making &  
Responding to  
Suggestions

### ACTIVITY

Functions



### SECTION OF UNIT

Lesson 2

### TEENS ACTIVITY

Reported Speech

### ACTIVITY

Grammar



### SECTION OF UNIT

Lesson 3

### TEENS ACTIVITY

Bullying

### ACTIVITY

Reading



### SECTION OF UNIT

Lesson 4

### TEENS ACTIVITY

A Magazine  
Article

### ACTIVITY

Writing





A woman with short dark hair, smiling, is writing on a chalkboard. She is wearing a white lace-trimmed sleeve. The chalkboard is filled with mathematical formulas, including  $\cos 45^\circ + 0.6 \sin 45^\circ + 1.7$  and  $\frac{0.6}{\sqrt{2}}$ . There are decorative purple and white diagonal stripes on the right side of the image.

# Ticket to English 1



## Unit 1: Education

### SECTION OF UNIT

Grammar: simple  
past

### TEENS ACTIVITY

Simple past /  
Irregular verbs  
“The storm”

### ACTIVITY

Grammar



### SECTION OF UNIT

Function:  
expressing  
opinion

### TEENS ACTIVITY

Giving opinion

### ACTIVITY

Speaking



### SECTION OF UNIT

Vocabulary: p12

### TEENS ACTIVITY

Vocabulary

### ACTIVITY

Vocabulary



### SECTION OF UNIT

Writing: a post  
card

### TEENS ACTIVITY

Writing: A post  
card from New  
York

### ACTIVITY

Writing



## Unit 2: Society

### SECTION OF UNIT

Grammar: three  
little words

### TEENS ACTIVITY

The definite  
article

### ACTIVITY

Grammar



### SECTION OF UNIT

I used to do that,  
but not anymore

### TEENS ACTIVITY

Used to

### ACTIVITY

Grammar



### SECTION OF UNIT

Listening:  
Questions about  
society

### TEENS ACTIVITY

Living online

### ACTIVITY

Listening





## Unit 3: Health and Welfare

**SECTION OF UNIT**  
Vocabulary:  
Health and welfare

**TEENS ACTIVITY**  
Health

**ACTIVITY**  
Vocabulary



**SECTION OF UNIT**  
Functions: Asking for and giving advice

**TEENS ACTIVITY**  
Advice (a friend in need)

**ACTIVITY**  
Speaking



**SECTION OF UNIT**  
Grammar: Modal verbs

**TEENS ACTIVITY**  
Have to, must and should for obligation and advice

**ACTIVITY**  
Grammar



**SECTION OF UNIT**  
Grammar: Present perfect

**TEENS ACTIVITY**  
Present perfect: Simple and continuous

**ACTIVITY**  
Grammar



**SECTION OF UNIT**  
Writing: Personal letter

**TEENS ACTIVITY**  
Writing: Personal Letter: Your favourite day of the week

**ACTIVITY**  
Writing



## Unit 4: Environment and Ecology

**SECTION OF UNIT**  
Function section

**TEENS ACTIVITY**  
Who to invite

**ACTIVITY**  
Function



**SECTION OF UNIT**  
Grammar section

**TEENS ACTIVITY**  
Prepositions of time


**ACTIVITY**  
Grammar



**SECTION OF UNIT**  
Writing section

**TEENS ACTIVITY**  
Earth Hour – time to turn off the lights

**ACTIVITY**  
Writing



## Unit 5: Entertainment

**SECTION  
OF UNIT**  
Leisure

**TEENS ACTIVITY**

Football

**ACTIVITY**

Vocabulary



**SECTION  
OF UNIT**

Leisure activities

**TEENS ACTIVITY**

An end of term  
report

**ACTIVITY**

Reading



**SECTION  
OF UNIT**

What were you  
doing?

**TEENS ACTIVITY**

Past continuous

**ACTIVITY**

Grammar



**SECTION  
OF UNIT**

How interesting

**TEENS ACTIVITY**

Meeting friends

**ACTIVITY**

Functional  
practice



**SECTION  
OF UNIT**

Film review

**TEENS ACTIVITY**

Critiques:  
structure

**ACTIVITY**

Writing



## Unit 6: Mass Media

**SECTION  
OF UNIT**

Reading: Mass  
Media shape our  
view of the world

**TEENS ACTIVITY**

Are you a good  
digital citizen?

**ACTIVITY**

Reading



**SECTION  
OF UNIT**

Grammar:  
Passive forms

**TEENS ACTIVITY**

Passive forms

**ACTIVITY**

Grammar



**SECTION  
OF UNIT**

Speaking

**TEENS ACTIVITY**

Pros and cons of  
mobile phones

**ACTIVITY**

Speaking



**SECTION  
OF UNIT**

Writing

**TEENS ACTIVITY**

A chat

**ACTIVITY**

Writing



## Unit 7: Celebrations

**SECTION  
OF UNIT**  
Celebrations

**TEENS ACTIVITY**  
New Year's  
celebrations  
around the world

**ACTIVITY**  
Speaking



**SECTION  
OF UNIT**  
Mother's Day

**TEENS ACTIVITY**  
Ramadan

**ACTIVITY**  
Reading



**SECTION  
OF UNIT**  
Mother's Day

**TEENS ACTIVITY**  
What is  
Ramadan?

**ACTIVITY**  
Vocabulary



**SECTION  
OF UNIT**  
Celebrations

**TEENS ACTIVITY**  
Celebrations

**ACTIVITY**  
Listening



**SECTION  
OF UNIT**  
The Man Who

**TEENS ACTIVITY**  
Relative clauses

**ACTIVITY**  
Grammar



## Unit 8: Our Cultural Heritage

**SECTION  
OF UNIT**  
Vocabulary items  
related to the  
unit

**TEENS ACTIVITY**  
Four Nations

**ACTIVITY**  
Vocabulary



**SECTION  
OF UNIT**  
Marriage  
ceremony in  
Imilchil

**TEENS ACTIVITY**  
How to Celebrate  
Bonfire Night

**ACTIVITY**  
Reading



**SECTION  
OF UNIT**  
Moroccan Family  
Traditions

**TEENS ACTIVITY**  
Unusual British  
Festival


**ACTIVITY**  
Listening



**SECTION  
OF UNIT**  
If we open a  
school...

**TEENS ACTIVITY**  
Conditionals

**ACTIVITY**  
Grammar





## Unit 9: Human Rights

**SECTION OF UNIT**  
Writing a Formal Letter

**TEENS ACTIVITY**  
-

**ACTIVITY**  
Writing



**SECTION OF UNIT**  
If I were, I Would...

**TEENS ACTIVITY**  
Conditionals

**ACTIVITY**  
Grammar



## Unit 10: Travel and Holidays

**SECTION OF UNIT**  
Travelling... The Best Education

**TEENS ACTIVITY**  
Adventure travel

**ACTIVITY**  
Reading



**SECTION OF UNIT**  
Whatever will be will be

**TEENS ACTIVITY**  
Future forms

**ACTIVITY**  
Grammar



**SECTION OF UNIT**  
Something went wrong with the trip

**TEENS ACTIVITY**  
Travelling abroad

**ACTIVITY**  
Listening



**SECTION OF UNIT**  
Vocabulary items related to the unit

**TEENS ACTIVITY**  
Holidays

**ACTIVITY**  
Vocabulary



**SECTION OF UNIT**  
Will you come (writing a personal letter)

**TEENS ACTIVITY**  
A letter to a friend

**ACTIVITY**  
Writing







# Acknowledgment

The British Council English Digital Catalogue is the result of the cooperative work of many people and structures. Which is why The British Council would like to express its great appreciation to the Ministry of National Education, Vocational Training, Higher Education and Scientific Research for their time and effort in making this project a success. Our Special gratitude to the direction of curricula represented by Mr. Fouad Chafiqi for their support at every stage of the project and to the three academies that took part in the piloting and implementation phases of the English Digital Catalogue project:

- AREF Rabat-sale-Kenitra
- AREF Beni Mellal-Khenifra
- AREF Laayoun-Sakia Hamra

Our Gratitude goes toward our 5 teacher trainers who trained more than 300 teachers on the use of Digital resources in the classroom and without whom none of this would have been possible:

- Mr Mustapha Zanzoun
- Mr Hassan Zaid
- Mr Abdellatif Laklida
- Mr Mohamed Mahi
- Mr Said Mouhtarim

The British Council would also like to offer a special thanks to the teachers who participated in the mapping exercise for their tireless work

selecting online resources from the learn English teens website, compiling relevant links and mapping them to the National Curricula for all grades. Their great efforts, guidance to student on registration to the website and recommendation on the use of online resources in the classroom or for self-study gave us a perspective on the great impact the LearnEnglishTeens online resources have on students.

We would also like to thank the inspectors and Regional Center for Education and Training teacher trainers, for their constructive suggestions, corrections, and review of the catalogue during the planning and development phase of this research work. The British Council acknowledge their tireless effort in reviewing the links and ensuring adaptation to Moroccan context and curricula.



© British Council 2021

The British Council is the United Kingdom's international organisation for cultural relations and educational opportunities.